

Annexure 7 [PART A]
Pre (BDMC)

Format of Holding of Specified securities

1. Name of Listed Entity: BOMBAY DYEING & MFG. CO. LTD
2. Scrip Code/Name of Scrip/Class of Security: 500020, BOMDYEING, EQUITY SHARES
3. Share Holding Pattern Filed under: Reg. 31(1)(a)/Reg. 31(1)(b)/Reg. 31(1)(c)
 - a. if under 31(1)(b) then indicate the report for quarter ending: 02/09/2016
 - b. if under 31(1)(c) then indicate date of allotment/extinguishment

4. Declaration : The Listed entity is required to submit the following declaration to the extent of submission of information:

Particulars	YES*	NO*
a Whether the Listed Entity has issued any partly paid up shares		NO*
b Whether the Listed Entity has issued any Convertible Securities or Warrants?		NO*
c Whether the Listed Entity has any shares against which depository receipts are issued?	YES*	
d Whether the Listed Entity has any shares in locked-in?		NO*
e Whether any shares held by promoters are pledged or otherwise encumbered?	YES*	

*if the Listed Entity selects the option 'NO' for the questions above, the columns for the partly paid up shares, Outstanding Convertible Securities/Warrants, depository receipts, locked-in shares, No of shares pledged or otherwise encumbered by promoters, as applicable, shall not be displayed at the time of dissemination on the Stock Exchange website. Also wherever there is 'No' declared by Listed entity in above table the values will be considered as 'Zero' by default on submission of the format of holding of specified securities.

5 The tabular format for disclosure of holding of specified securities is as follows:



2

Table 1 - Summary Statement holding of specified securities

Category	Category of Shareholder	No of Shareholders	No of fully paid up shares held	No of Partly Paid up equity shares held	No of Shares Underlying Derivative Receipts	Total No of Shares (IV)+(V)+(VI)	Shareholding as a % of total shares (as per (A)+(B)+(C))	Number of Voting Rights held in each class of securities			No of Shares Underlying convertible securities (including Warrants)	Shareholding as a % of total voting convertible securities (as a percentage of diluted share capital)	No. of Shares	As a % of total shares	No. of Shares encumbered	As a % of total shares	Number of equity shares held in dematerialized form
								Class X	Class Y	Total							
(I)	(II)	(III)	(IV)	(V)	(VI)	(VII)	(VIII)	Class X	Class Y	Total	(IX)	(X)	(XI)	(XII)	(XIII)	(XIV)	
(A)	Promoter & Promoter Group	44	108122618	0	2730000	110852618	53.67	110852618	0	110852618	53.67	0	0.00	110852618	9.98	110852618	
(B)	Public	107300	95632857	0	0	95632857	46.30	95632857	0	95632857	46.30	0	0.00	NA	90885282		
(C)	Non Promoter-Non Public																
(C1)	Shares underlying DRs	1	0	0	49425	49425	0.02	49425	0	49425	0.02	0	0.00	NA	NA	32170	
(C2)	Shares held by Employees	0	0	0	0	0	0.00	0	0	0	0.00	0	0.00	NA	NA	0	
	Total:	107345	203755475	0	2779425	206534900	100.00	206534900	0	206534900	100.00	0	0.00	110852618	9.98	201770070	

2



Table II - Statement showing shareholding pattern of the Promoter and Promoter Group

Category	Category & Name of the Shareholder	PAN	No of Shareholders	No of Full paid up shares	No of Partly paid up shares	No of Shares held by Promoter/Shareholder	Total No of Shares held	Shareholding as a % of total no of shares (calculated as per SCRR, 1957 (Amended))	Number of Voting Rights held in each class of securities	Total as a % of	No of Shares Underlying convertible securities (including Warrants)	Shareholding as a % of total no of convertible securities (including Warrants)	Number of Locked in Shares	As a % of total Shares held	Number of Shares pledged or otherwise encumbered	As a % of total Shares held	Number of Equity Shares held in dematerialized form
(a)	(b)	(c)	(d)	(e)	(f)	(g)	(h)	(i)	(j)	(k)	(l)	(m)	(n)	(o)	(p)	(q)	(r)
Indian	Indian Individual (non-Resident)																
	INDIAN INVESTMENT PRIVATE LIMITED	AACG35576	2	2084953	0	0	2084953	1.35	2084953	0	0	1.35	0	0	0	0	2084953
	INDIAN INVESTMENT PRIVATE LIMITED	AACG35576	2	2084953	0	0	2084953	1.35	2084953	0	0	1.35	0	0	0	0	2084953
	INDIAN INVESTMENT PRIVATE LIMITED	AACG35576	2	2084953	0	0	2084953	1.35	2084953	0	0	1.35	0	0	0	0	2084953
	INDIAN INVESTMENT PRIVATE LIMITED	AACG35576	2	2084953	0	0	2084953	1.35	2084953	0	0	1.35	0	0	0	0	2084953
	INDIAN INVESTMENT PRIVATE LIMITED	AACG35576	2	2084953	0	0	2084953	1.35	2084953	0	0	1.35	0	0	0	0	2084953
	INDIAN INVESTMENT PRIVATE LIMITED	AACG35576	2	2084953	0	0	2084953	1.35	2084953	0	0	1.35	0	0	0	0	2084953
	INDIAN INVESTMENT PRIVATE LIMITED	AACG35576	2	2084953	0	0	2084953	1.35	2084953	0	0	1.35	0	0	0	0	2084953
	INDIAN INVESTMENT PRIVATE LIMITED	AACG35576	2	2084953	0	0	2084953	1.35	2084953	0	0	1.35	0	0	0	0	2084953
	INDIAN INVESTMENT PRIVATE LIMITED	AACG35576	2	2084953	0	0	2084953	1.35	2084953	0	0	1.35	0	0	0	0	2084953
INDIAN INVESTMENT PRIVATE LIMITED	AACG35576	2	2084953	0	0	2084953	1.35	2084953	0	0	1.35	0	0	0	0	2084953	
Foreign	Foreign Individual (non-Resident)																
	DAVAT CHANG WADA	AAPW23220	4	3797852	0	0	3797852	1.36	3797852	0	0	1.36	0	0	0	0	3797852
	DAVAT CHANG WADA	AAPW23220	4	3797852	0	0	3797852	1.36	3797852	0	0	1.36	0	0	0	0	3797852
	DAVAT CHANG WADA	AAPW23220	4	3797852	0	0	3797852	1.36	3797852	0	0	1.36	0	0	0	0	3797852
	DAVAT CHANG WADA	AAPW23220	4	3797852	0	0	3797852	1.36	3797852	0	0	1.36	0	0	0	0	3797852
	DAVAT CHANG WADA	AAPW23220	4	3797852	0	0	3797852	1.36	3797852	0	0	1.36	0	0	0	0	3797852
	DAVAT CHANG WADA	AAPW23220	4	3797852	0	0	3797852	1.36	3797852	0	0	1.36	0	0	0	0	3797852
	DAVAT CHANG WADA	AAPW23220	4	3797852	0	0	3797852	1.36	3797852	0	0	1.36	0	0	0	0	3797852
	DAVAT CHANG WADA	AAPW23220	4	3797852	0	0	3797852	1.36	3797852	0	0	1.36	0	0	0	0	3797852
	DAVAT CHANG WADA	AAPW23220	4	3797852	0	0	3797852	1.36	3797852	0	0	1.36	0	0	0	0	3797852
DAVAT CHANG WADA	AAPW23220	4	3797852	0	0	3797852	1.36	3797852	0	0	1.36	0	0	0	0	3797852	



Table II - Statement showing shareholding pattern of the Public shareholder

Category	Category & Name of the Shareholder	PAN	No of Shareholders	No of fully paid up equity shares held	No of Partly paid-up equity shares held	No of Shares Underlying Depository Receipts	Total No of Shares held as a % of total no of shares (IV+V+VI)	Shareholdin g as a % of total no of shares (A+B+C2)	Class X		Class Y		Total as a % of (A+B+C)	No of Shares Underlying convertible securities (including Warrants)	Shareholdin g as a % assuming conversion of convertible Securities (as a percentage of diluted share capital)	Number of Locked in Shares	As a % of total Shares held	Number of Shares pledged or otherwise encumbered	As a % of total Shares held	Number of rights/shares held in dematerialized form
									Number of securities	Total	(X)	(XI)								
(1)	Institutions	(ii)	(iii)	(iv)	(v)	(vi)	(vii)	(viii)	Class X		Class Y		Total as a % of (A+B+C)	(X)	(XI)	(XII)	As a % of total Shares held	(XIII)	(XIV)	
(a)	Mutual Funds		10	16261	0	0	16261	0.01	16261	0	16261	0.01								0
(b)	Venture Capital Funds		0	0	0	0	0	0.00	0	0	0	0.00	0	0.00	0	0.00	NA	NA	0	
(c)	Alternate Investment Funds		0	0	0	0	0	0.00	0	0	0	0.00	0	0.00	0	0.00	NA	NA	0	
(d)	Foreign Venture Capital Investors		0	0	0	0	0	0.00	0	0	0	0.00	0	0.00	0	0.00	NA	NA	0	
(e)	Foreign Portfolio Investors		13	3719563	0	0	3719563	1.80	3719563	0	3719563	1.80	0	0.00	0	0.00	NA	NA	3719563	
(f)	Financial Institutions/Banks		51	888141	0	0	888141	0.43	888141	0	888141	0.43	0	0.00	0	0.00	NA	NA	790276	
(g)	Insurance Companies		4	8717970	0	0	8717970	4.22	8717970	0	8717970	4.22	0	0.00	0	0.00	NA	NA	8716720	
(h)	LIFE INSURANCE CORPORATION OF INDIA LIMITED	AAACLOS82H	1	6618784	0	0	6618784	3.20	6618784	0	6618784	3.20	0	0.00	0	0.00	NA	NA	6618784	
(i)	THE ORIENTAL INSURANCE COMPANY	AAACT0627R	1	2097436	0	0	2097436	1.02	2097436	0	2097436	1.02	0	0.00	0	0.00	NA	NA	2097436	
(j)	Provident Funds/Pension Funds		0	0	0	0	0	0.00	0	0	0	0.00	0	0.00	0	0.00	NA	NA	0	
(k)	Any Other		14	9049223	0	0	9049223	4.38	9049223	0	9049223	4.38	0	0.00	0	0.00	NA	NA	9049223	
(l)	FOREIGN INSTITUTIONAL INVESTOR		1	8222539	0	0	8222539	3.98	8222539	0	8222539	3.98	0	0.00	0	0.00	NA	NA	8222539	
(m)	MORGAN STANLEY ASIA (SINGAPORE) PTE.	AAECM3875F	92	22391158	0	0	22391158	10.84	22391158	0	22391158	10.84	0	0.00	0	0.00	NA	NA	22277208	
(n)	Sub Total (B)(1)																			
(o)	Central Government/State Government(s)/President of India		0	0	0	0	0	0.00	0	0	0	0.00	0	0.00	0	0.00	NA	NA	0	
(p)	Sub Total (B)(2)		0	0	0	0	0	0.00	0	0	0	0.00	0	0.00	0	0.00	NA	NA	0	
(q)	Non-institutions																			
(r)	Individual shareholders holding nominal share capital up to Rs.2 Lakhs		104607	53509688	0	0	53509688	25.91	53509688	0	53509688	25.91	0	0.00	0	0.00	NA	NA	49144448	
(s)	Individual shareholders holding nominal share capital in excess of Rs. 2 Lakhs		22	5515843	0	0	5515843	2.67	5515843	0	5515843	2.67	0	0.00	0	0.00	NA	NA	5515843	
(t)	Sub Total (B)(3)																			
(u)	NBFCs Registered with RBI		9	28322	0	0	28322	0.01	28322	0	28322	0.01	0	0.00	0	0.00	NA	NA	28322	
(v)	Employees Trusts		0	0	0	0	0	0.00	0	0	0	0.00	0	0.00	0	0.00	NA	NA	0	
(w)	Overseas Depositories (Holding Dns)(Balancing figure)		0	0	0	0	0	0.00	0	0	0	0.00	0	0.00	0	0.00	NA	NA	0	
(x)	Any Other		18	135475	0	0	135475	0.07	135475	0	135475	0.07	0	0.00	0	0.00	NA	NA	135475	
(y)	TRUSTS		552	890509	0	0	890509	0.43	890509	0	890509	0.43	0	0.00	0	0.00	NA	NA	887979	
(z)	NON RESIDENT INDIANS		190	664836	0	0	664836	0.32	664836	0	664836	0.32	0	0.00	0	0.00	NA	NA	664836	
(aa)	CLEARING MEMBERS		417	828342	0	0	828342	0.40	828342	0	828342	0.40	0	0.00	0	0.00	NA	NA	670092	
(ab)	NRI NON-RESIDENT INDIANS		1383	11649957	0	0	11649957	5.64	11649957	0	11649957	5.64	0	0.00	0	0.00	NA	NA	11542382	
(ac)	BODIES CORPORATES		3	427	0	0	427	0.00	427	0	427	0.00	0	0.00	0	0.00	NA	NA	427	
(ad)	FOREIGN NATIONALS		107201	7322399	0	0	7322399	35.45	7322399	0	7322399	35.45	0	0.00	0	0.00	NA	NA	68589774	
(ae)	Sub Total (B)(3)																			
(af)	Total Public Shareholding (B) = (B)(1)+(B)(2)+(B)(3)		107293	95614557	0	0	95614557	46.29	95614557	0	95614557	46.29	0	0.00	0	0.00	NA	NA	90866992	




Table IV - Statement showing shareholding pattern of the Non Promoter - Non Public Shareholder																		
Category	Category & Name of the Shareholder	PAN	No of Shareholders	No of fully paid up equity shares held	No of Partly paid-up equity shares held	No of Shares of Depository Receipts Underlying Held (IV+V+VI)	Total No. of Shares (IV+V+VI) of Shares (A+B+C2)	Shareholding as a % of total no of shares (A+B+C2)	Number of Voting Rights held in each class of securities			No of Shares Underlying Outstanding convertible securities (including Warrants)	Shareholding as a % assuming full conversion of convertible Securities (as a percentage of diluted share capital)	Number of Locked in Shares	As a % of total Shares	Number of Shares pledged or otherwise encumbered	As a % of total Shares held	Number of equity shares held in dematerialized form
									Class X	Class Y	Total							
(1)	Custodian/DR Holder		1	0	0	49425	49425	0.02	0	0	0	0	0.02	0	0.00	NA	NA	32170
(2)	Employee Benefit Trust (under SEBI (Share based Employee Benefit) Regulations 2014)		0	0	0	0	0	0.00	0	0	0	0	0.00	0	0.00	NA	NA	0
	Total Non-Promoter-Non Public Shareholding (C) =		1	0	0	49425	49425	0.02	0	0	0	0	0.02	0	0.00			32170

21



Details of the shareholders acting as persons in Concert including their Shareholding:			
Name of Shareholder	Name of PAC	No of shares	Holding%
Total:		0	0



3

Details of Shares which remain unclaimed may be given hear along with details such

No of Shareholders	No of shares
NIL	



Annex 7 (PART A)
 Post (BDMC)

Format of Holding of Specified securities

1. Name of Listed Entity: BOMBAY DYEING & MFG. CO. LTD
2. Scrip Code/Name of Scrip/Class of Security: 500020, BOMDYEING, EQUITY SHARES
3. Share Holding Pattern Filed under: Reg. 31(1)(a)/Reg. 31(1)(b)/Reg. 31(1)(c)
 - a. if under 31(1)(b) then indicate the report for quarter ending
 - b. if under 31(1)(c) then indicate date of allotment/extinguishment
4. Declaration : The Listed entity is required to submit the following declaration to the extent of submission of information:

9-Sep-16
NA

Particulars	YES*	NO*
a. Whether the Listed Entity has issued any partly paid up shares	YES*	NO*
b. Whether the Listed Entity has issued any Convertible Securities or Warrants?		NO*
c. Whether the Listed Entity has any shares against which depository receipts are issued?	YES*	NO*
d. Whether the Listed Entity has any shares in locked-in?		
e. Whether any shares held by promoters are pledged or otherwise encumbered?	YES*	NO*

*if the Listed Entity selects the option 'NO' for the questions above, the columns for the partly paid up shares, Outstanding Convertible Securities/Warrants, depository receipts, locked-in shares, No of shares pledged or otherwise encumbered by promoters, as applicable, shall not be displayed at the time of dissemination on the Stock Exchange website. Also wherever there is 'No' declared by Listed entity in above table the values will be considered as 'Zero' by default on submission of the format of holding of specified securities.

5 The tabular format for disclosure of holding of specified securities is as follows:



Table I - Summary Statement holding of specified securities

Category	Category of Shareholder	No of Shareholders	No of fully paid up equity shares held	No of Partly paid-up equity shares held	No of Shares Underlying Depository Receipts	Total No of Shares Held (VII) = (IV)+V+(VI) = % of total no of shares (As a % of	Number of Voting Rights held in each class of securities			No of Shares Underlying Outstanding convertible securities (including	Shareholding as a % assuming full conversion of convertible	Number of Locked in Shares		Number of Shares pledged or otherwise encumbered	Number of equity shares held in dematerialized form
							Class X	Class Y	Total			No.	As a % of total Shares held		
(I)	(II)	(III)	(IV)	(V)	(VI)	(VII)	(VIII)	(IX)			(X)	(XI)	(XII)	(XIII)	(XIV)
	Promoter & Promoter														
(A)	Group	44	108122618	0	2730000	110852618	53.67	0	110852618	53.67	0	0.00	11058500	9.98	110852618
(B)	Public	105675	95632857	0	0	95632857	46.30	0	95632857	46.30	0	0.00	NA	NA	90886847
(C)	Non Promoter-Non Public														
(C1)	Shares underlying DRs	1	0	0	49425	49425	0.02	0	49425	0.02	0	0.00	NA	NA	32170
(C2)	Shares held by Employees Trusts	0	0	0	0	0	0.00	0	0	0.00	0	0.00	NA	NA	0
	Total:	105720	203755475	0	2779425	206534900	100.00	0	206534900	100.00	0	0.00	11058500	9.98	201771635





Table III - Statement showing shareholding pattern of the Public shareholder

Category / Shareholder	PAN	No of Shareholders	No of fully paid up equity shares held	No of Partly paid-up equity shares held	No of Shares Underlying Depository Receipts	Total No of Shares Held (IV+V+VI)	Shareholding as a % of total no of shares (A+B+C2)	Number of Voting Rights held in each class of securities			No of Shares Underlying Outstanding convertible securities (including Warrants)	Shareholding as a % assuming full conversion of convertible securities (as a percentage of diluted Share Capital)	Number of Shares pledged or otherwise encumbered	As a % of	Number of equity shares held in dematerialized form
								Class X	Class Y	Total					
(1)	(II)	(III)	(IV)	(V)	(VI)	(VII)	(VIII)	(IX)	(X)	(XI)	(XII)	(XIII)	(XIV)	(XV)	
(a) Institutions															
(b) Mutual Funds		10	16261	0	0	16261	0.01	16261	0	0.01	0	0.00	NA	5326	
(c) Venture Capital Funds		0	0	0	0	0	0.00	0	0	0.00	0	0.00	NA	0	
(d) Alternate Investment Funds		0	0	0	0	0	0.00	0	0	0.00	0	0.00	NA	0	
(e) Foreign Venture Capital Investors		0	0	0	0	0	0.00	0	0	0.00	0	0.00	NA	0	
(f) Foreign Portfolio Investors		13	3719563	0	0	3719563	1.80	3719563	0	1.80	0	0.00	NA	3719563	
(g) Financial Institutions/Banks		51	876701	0	0	876701	0.42	876701	0	0.42	0	0.00	NA	778835	
(h) Insurance Companies		4	8717970	0	0	8717970	4.22	8717970	0	4.22	0	0.00	NA	8716720	
(i) LIFE INSURANCE CORPORATION OF INDIA THE ORIENTAL INSURANCE COMPANY LIMITED	AAACL0582H	1	6618784	0	0	6618784	3.20	6618784	0	3.20	0	0.00	NA	6618784	
(j) PROVIDENT FUNDS/PENSION FUNDS Any Other	AAACT0627R	1	2097436	0	0	2097436	1.02	2097436	0	1.02	0	0.00	NA	2097436	
(k) FOREIGN INSTITUTIONAL INVESTOR		0	0	0	0	0	0.00	0	0	0.00	0	0.00	NA	0	
(l) MORGAN STANLEY ASIA (SINGAPORE) PTE.	AAECM3575F	14	9049223	0	0	9049223	4.38	9049223	0	4.38	0	0.00	NA	9045323	
(m) Sub Total (B)(1)		1	8222539	0	0	8222539	3.98	8222539	0	3.98	0	0.00	NA	8222539	
(n) Central Government/State Government(s)/President of India		92	22379718	0	0	22379718	10.84	22379718	0	10.84	0	0.00	NA	22265768	
(o) Sub Total (B)(2)		0	0	0	0	0	0.00	0	0	0.00	0	0.00	NA	0	
(p) Non-Institutions i. Individual shareholders holding nominal share capital up to Rs.2 lakhs ii. Individual shareholders holding nominal share capital in excess of Rs. 2 Lakhs		102596	51339694	0	0	51339694	24.86	51339694	0	24.86	0	0.00	NA	46976019	
(q) Sub Total (B)(3)		22	5801793	0	0	5801793	2.81	5801793	0	2.81	0	0.00	NA	5801793	
(r) NBFCs Registered with RBI Employee Trusts Overseas Depositories (Holding DNs)(Balancing figure)		9	28322	0	0	28322	0.01	28322	0	0.01	0	0.00	NA	28322	
(s) Any Other		0	0	0	0	0	0.00	0	0	0.00	0	0.00	NA	0	
(t) TRUSTS		18	135147	0	0	135147	0.07	135147	0	0.07	0	0.00	NA	135147	
(u) NON RESIDENT INDIANS CLEARING MEMBERS		553	883812	0	0	883812	0.43	883812	0	0.43	0	0.00	NA	881282	
(v) NRI NON-REPATRIATION BODIES CORPORATES FOREIGN NATIONALS		416	3629506	0	0	3629506	1.76	3629506	0	1.76	0	0.00	NA	3629506	
(w) Sub Total (B)(3)		1335	10604246	0	0	10604246	5.13	10604246	0	5.13	0	0.00	NA	653642	
(x) Total Public Shareholding (B) = (B)(1)+(B)(2)+(B)(3)		105576	73234839	0	0	73234839	35.46	73234839	0	35.46	0	0.00	NA	427	
(y) Sub Total (B)(3)		105608	95614557	0	0	95614557	46.29	95614557	0	46.29	0	0.00	NA	90868547	

Table IV - Statement showing shareholding pattern of the Non Promoter - Non Public Shareholder

Category	Shareholder	PAN	No of Shareholders	No of fully paid up equity shares held	No of Partly paid-up equity shares held	No of Shares Underlying Depository Receipts	Total No of Shares Held (IV+V+VI)	Shareholding as a % of total no of shares (A+B+C2)	Number of Voting Rights held in each class of securities			No of Shares Underlying Outstanding convertible securities (Including Warrants)	Shareholding as a % assuming full conversion of convertible Securities (as a percentage of diluted share capital)	Number of Locked in Shares	Number of Shares pledged or otherwise encumbered	Number of equity shares held in dematerialized form
									Class X	Class Y	Total					
(1)	Custodian/DR Holder	(II)	(III)	(IV)	(V)	(VI)	(VII)	(VIII)		(IX)	(X)	(XI)	(XII)	(XIII)	(XIV)	
			1	0	0	49425	49425	0.02	0	0	0	0.02	0	0.00	NA	32170
(2)	Employee Benefit Trust (under SEBI(Share based Employee Benefit Regulations 2014)		0	0	0	0	0	0.00	0	0	0	0.00	0	0.00	NA	0
	Total Non-Promoter-Non Public Shareholding (C) = (C)(1)+(C)(2)		1	0	0	49425	49425	0.02	0	0	0	0.02	0	0.00	NA	32170



5

Details of the shareholders acting as persons in Concert including their Shareholding:			
Name of Shareholder	Name of PAC	No of shares	Holding%
Total:		0	0



Details of Shares which remain unclaimed may be given hear along with details such	
No of Shareholders	No of shares
NIL	



Shareholding pattern of Archway Investment Company Limited as on 7th September, 2016 (Pre)


Table 1 - Summary Statement holding of specified securities

Category	Category of Shareholder	No of Shareholders	No of fully paid up equity shares held	No of Partly paid-up equity shares held	No of Shares Underlying Depository Receipts	Total No of Shares Held (VII) = (IV)+(V)+(VI)	Shareholding as a % of total no of shares (As a % of (A+B+C2))	Number of Voting Rights held in each class of securities			No of Shares Underlying Outstanding convertible securities (including Warrants)	Shareholding as a % assuming full conversion of convertible securities (as a percentage of diluted share capital)	Number of Locked in Shares	Number of Shares pledged or otherwise encumbered	Number of equity shares held in dematerialized form
								Class X	Class Y	Total					
(I)	(ii)	(iii)	(iv)	(v)	(vi)	(vii)	(viii)	No of Voting Rights			(xi)	(xii)	(xiii)	(xiv)	
(A)	Promoter & Promoter Group*	7	5205000	0	0	5205000	100.00	5205000	0	5205000	100.00	0	0	0	0
(B)	Public	0	0	0	0	0	0.00	0	0	0	0.00	0	0	0	0
(C)	Non Promoter-Non Public	0	0	0	0	0	0.00	0	0	0	0.00	0	0	0	0
(C1)	Shares underlying DRs	0	0	0	0	0	0.00	0	0	0	0.00	0	0	0	0
(C2)	Shares held by Employees Trusts	0	0	0	0	0	0.00	0	0	0	0.00	0	0	0	0
	Total:	7	5205000	0	0	5205000	100.00	5205000	0	5205000	100.00	0	0	0	0

Notes:

(1) *6 Shareholders hold 1 share each as nominees of The Bombay Dyeing & Mfg. Co. Ltd.

(2) Post Shareholding Pattern of Archway Investment Company Limited is not applicable as it will get dissolved without winding up pursuant to the scheme of Amalgamation.



5


Table II - Statement showing shareholding pattern of the Promoter and Promoter Group

Category	Category & Name of the Shareholder	PAN	No of Shareholders	No of fully paid up shares held	No of Partly paid-up equity shares held	No of Shares Underlying Depository Receipts	Total No of Shares held (V+VI+VII)	Shareholding as a % of total no of shares (calculated as per SCRR, 1957 (VIII) As a % of (A+B+C+D))	Number of Voting Rights held in each class of securities			No of Shares Underlying Outstanding convertible securities (as convertible securities are not classified)	Shareholding as a % assuming full conversion of convertible securities (as a percentage of diluted)	Number of Locked in Shares	Number of Shares pledged or otherwise encumbered	Number of equity shares held in dematerialized form
									Class X	Class Y	Total					
(1)	(i) Indian Individuals/Hindu undivided Family		(iii)	(iv)	(v)	(vi)	(vii)	(viii)	(ix)	(x)	(xi)	(xii)	(xiii)	(xiv)		
(a)	*16 Shareholders hold 1 share each as nominee of The Bombay Dyeing & Mfg. Co. Ltd.		6	6	0	0	6	0.00	0	0	0	0	0	0	0	0
(b)	Central Government/State Government(s)		0	0	0	0	0	0.00	0	0	0	0	0	0	0	0
(c)	Financial Institutions/Banks		0	0	0	0	0	0.00	0	0	0	0	0	0	0	0
(d)	Any Other		0	0	0	0	0	0.00	0	0	0	0	0	0	0	0
(2)	The Bombay Dyeing & Mfg. Co. Ltd.	AAACT2598K	1	5204994	0	0	5204994	100.00	5204994	0	5204994	100.00	0	0	0	0
	Foreign															
(a)	Individuals (Non-Resident)		0	0	0	0	0	0.00	0	0	0	0.00	0	0	0	0
(b)	Individuals/Foreign		0	0	0	0	0	0.00	0	0	0	0.00	0	0	0	0
(c)	Government Institutions		0	0	0	0	0	0.00	0	0	0	0.00	0	0	0	0
(d)	Foreign Portfolio Investor		0	0	0	0	0	0.00	0	0	0	0.00	0	0	0	0
(e)	Any Other		0	0	0	0	0	0.00	0	0	0	0.00	0	0	0	0
	Sub-Total (A)(2) Shareholding of Promoter and Promoter Group (A)(A1)+(A)(2)		7	5205000	0	0	5205000	100.00	5205000	0	5205000	100.00	0	0	0	0

*6 Shareholders hold 1 share each as nominee of The Bombay Dyeing & Mfg. Co. Ltd.

FOR ARCHWAY INVESTMENT COMPANY LIMITED

DIRECTOR



41